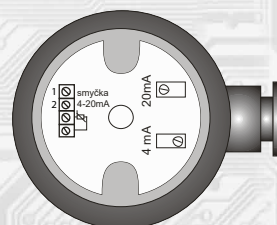


These temperature sensors are designed for general-purpose application in control and regulation systems for the temperature measurement in airflows, and for the detection temperatures in gaseous media, e.g. in ventilation and in air conditioning ducts. The temperature sensor is located in the stem. The head of transducer is made of the aluminium, the stem is made of stainless steel (DIN 1.4301). The device is delivered with metallic console (central holder type B). The converter temperature - current or temperature - voltage, which is positioned in the transducer head, is not provided with a galvanic separation.

### Basic technical parameters

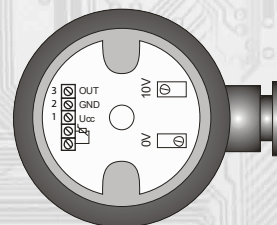
Sensor	Pt1000	
Measurement error	< 0,6 %	
Output signal	$4 \div 20$ mA (sensors A12I)	$0 \div 10$ V (sensors A12U)
Power supply Ucc	$11 \div 35$ VDC	$18 \div 30$ VDC
Load resistance	$R_z < (U_{cc}-11) \times 50$ [ $\Omega$ ]	$R_z > 50$ k $\Omega$
Sensing element break	$I_z > 24$ mA	$U_v > 12$ V
Sensing element short	$I_z < 3$ mA	$U_v \sim 0$ V
Output impedance	100 $\Omega$	
Power consumption	max 5 mA	
Ambient temperature	$-30 \div 80$ °C	
Relative humidity	< 80%	
Head	material aluminium, colour grey	
Protection type	IP 54 (EN 60529)	
Terminal board	wire diameter $0,35 \div 1,5$ mm <sup>2</sup>	
Cable gland	P16, wire diameter $5 \div 7$ mm	

### Wiring diagram - A12I



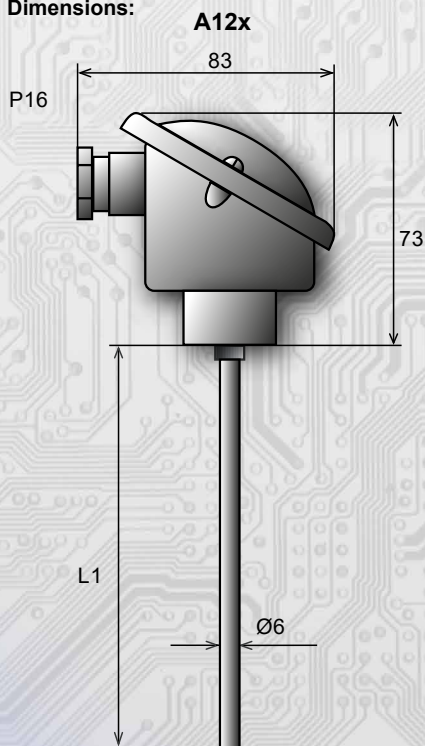
1,2: current loop  
arbitrary polarity

### Wiring diagram - A12U

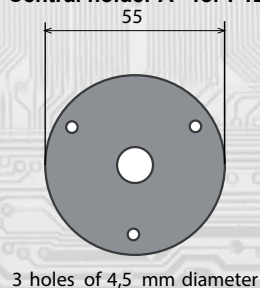


1: positive pole of the supply source  
2: negative pole of the supply source  
3: 0 to 10 V output

### Dimensions:



### Central holder A - for P12x



### Standard lengths L1

L1 (mm)
120
180
240
300
360
420

### Temperature ranges

$-30 \div 60$ °C
$0 \div 35$ °C
$0 \div 50$ °C
$0 \div 100$ °C
$0 \div 150$ °C
$0 \div 250$ °C

Max. temperature 250°C