

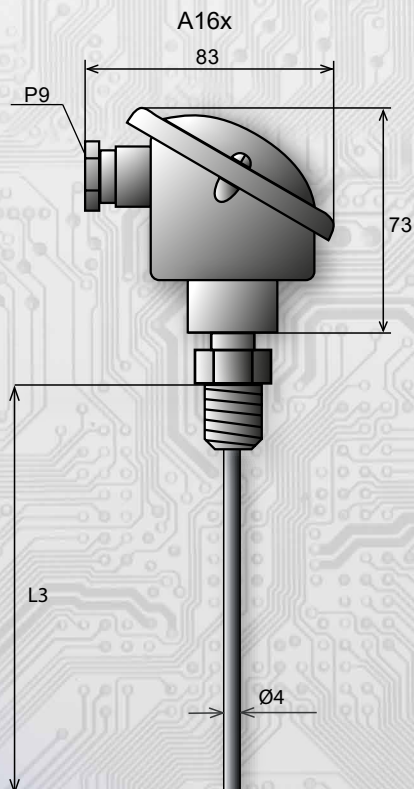


These temperature sensors are designed for general-purpose application in control and regulation systems for the temperature measurement in the pipeline in systems with high demands on speed of response. The temperature element (Pt1000) is located in the stem. The head of the sensor is made of aluminium, the stem is made of stainless steel (DIN 1.4601). The converter temperature - current or temperature - voltage, which is positioned in the transducer head, is not provided with a galvanic separation.

## Basic technical parameters

Sensor	Pt1000	
Measurement error	$< 0,6 \%$	
Output signal	$4 \div 20$ mA (sensors A16I)	$0 \div 10$ V (sensors A16U)
Power supply $U_{cc}$	$11 \div 35$ VDC	$18 \div 30$ VDC
Load resistance	$R_z < (U_{cc} - 11) \times 50 \text{ } [\Omega]$	$R_z > 50 \text{ k}\Omega$
Sensing element break	$I_z > 24$ mA	$U_v > 12$ V
Sensing element short	$I_z < 3$ mA	$U_v \sim 0$ V
Output impedance	100 $\Omega$	
Power consumption	max 5 mA	
Ambient temperature	$-30 \div 80$ °C	
Relative humidity	$< 80\%$	
Response rate	$\tau_{63} < 8$ s	
Maximum operating pressure	2 MPa	
Head	material aluminium, colour grey	
Protection type	IP 54 (EN 60529)	
Terminal board	wire diameter $0,35 \div 1,5 \text{ mm}^2$	
Cable gland	P16, wire diameter $5 \div 7$ mm	

## Dimensions:

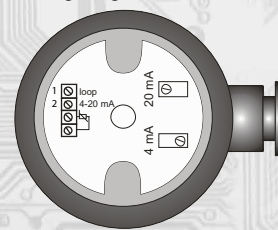


## Temperature ranges

$-30 \div 60$ °C
$0 \div 35$ °C
$0 \div 50$ °C
$0 \div 100$ °C
$0 \div 150$ °C

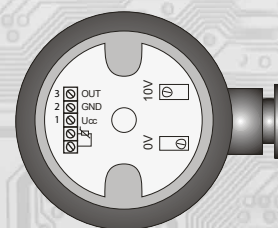
$L3 = 100$  or  $160$  mm

## Wiring diagram - A16I



1,2: current loop  
arbitrary polarity

## Wiring diagram - A16U



1: positive pole of the supply source  
2: negative pole of the supply source  
3: 0 to 10 V output