



Series RNU...

The transmitters series RNU... are proposed for signal conversion from resistive temperature sensors Pt100, Pt500, Pt1000, Ni1000, Ni10000 and resistive sensors OV100 and OV105 to the standard voltage signal 0...10V. The output signal has got a linear temperature or resistance dependence. The transmitters are according to the type variant supplied by 24 VDC or AC. The transmitters are not equipped with galvanic separation between input and output signals.

Technical parameters

Transmitter type	RNU-P, -PA	RNU-L, -S, -J, -SA	RNU-Rx	RNU-I1
Power supply	18 ÷ 30 VDC	18 ÷ 30 VDC	18 ÷ 30 VDC	18 ÷ 30 VDC
Output signal U _z	0 ÷ 10 V	0 ÷ 10 V	0 ÷ 10 V	0 ÷ 10 V
Input signal measuring range	-30 ÷ 60 °C	-30 ÷ 60 °C	0 ÷ 100 Ω	4 ÷ 20 mA
	0 ÷ 100 °C	0 ÷ 35 °C	for RT a RD	
	0 ÷ 200 °C	0 ÷ 100 °C	5 ÷ 105 Ω	
	0 ÷ 400 °C	0 ÷ 150 °C	for RTA a RDA	
Ambient temperature	-25 ÷ 60 °C	-25 ÷ 60 °C	-25 ÷ 60 °C	-25 ÷ 60 °C
Relative humidity	< 80 %	< 80 %	< 80 %	< 80 %
Degree of protection	IP65	IP65	IP65	IP65
Measurement error	< 0,8%	< 0,8%	< 0,8%	< 0,8%
Current consumption	< 10 mA	< 10 mA	< 10 mA	< 10 mA
Load resistance	> 50 kΩ	> 50 kΩ	> 50 kΩ	> 50 kΩ
Sensing element break	U _v > 14 V	U _v > 14 V	U _v > 14 V	U _v > 14 V
Sensing element short	U _v ~ 0 V	U _v ~ 0 V	U _v ~ 0 V	U _v ~ 0 V

TYPE	INPUT
RNU-P	Pt 100
RNU-PA	Pt 1000
RNU-L	Ni 1000/5000 ppm
RNU-S	Ni 1000/6180 ppm
RNU-J	Ni 891/6371 ppm
RNU-SA	Ni 10000/6180 ppm
RNU-RT	OV100 3-wire connection
RNU-RD	OV100 2-wire connection
RNU-RTA	OV105 3-wire connection
RNU-RDA	OV105 2-wire connection
RNU-I1	4 ÷ 20 mA

Mounting and putting into service

Screw out the small screws and remove the head cover. Transmitter attach to operational place using two wood screws through the hole. Connect the lead-in cable of the recommended cross section from 0,35 to 2 mm² and of out diameter 4 to 8 mm to the terminal board through the bushing. Once the cover is replaced onto the head and the small screw screwed in, the mounting is terminated and the transmitter is ready for operation.

How to order the transmitter

There have to be given the number of pieces and the type of temperature or resistance transmitter in the order.

E. g.: 5 pieces transmitter RNU-P.2

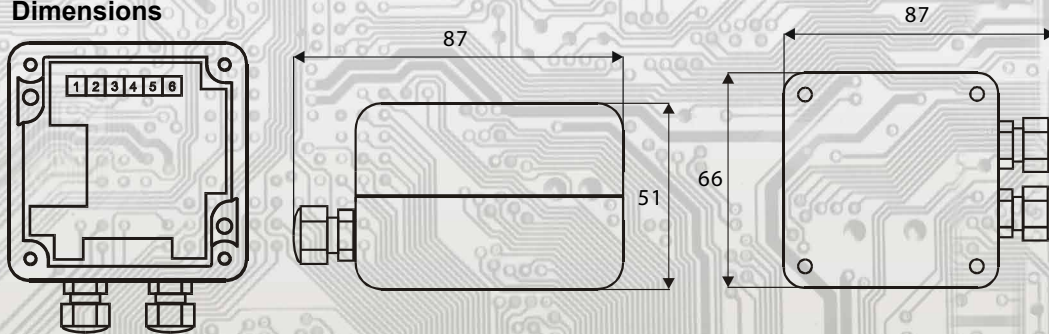
i. e. transmitter for Pt100 input,
measuring range 0 ÷ 100 °C

transmitter type

temperature range (order number)

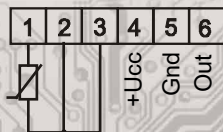
Transmitter type	RNU-P	Order number	RNU-L, ...	Oder number
Temperature range	30 ÷ 60 °C	1	-30 ÷ 60 °C	1
	0 ÷ 100 °C	2	0 ÷ 35 °C	2
	0 ÷ 200 °C	3	0 ÷ 50 °C	3
	0 ÷ 400 °C	4	0 ÷ 100 °C	4
	0 ÷ 600 °C	5	0 ÷ 150 °C	5
	200 ÷ 600 °C	6	0 ÷ 250 °C	6

Dimensions

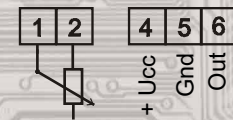


Wiring diagram

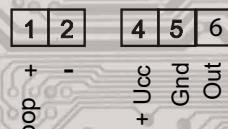
RNU - P



RNU - RD, RDA

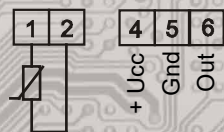


RNU - I1



current loop
+ -
4-20mA

RNU - PA, L, S, J, SA



RNU - RT, RTA

