

Temperature sensors KTY81 are available in following versions - interior, outdoor, duct, screw-in, surface contact, cable sensors. The transducer's head is made of the plastic material, cover is provided with quick-locking screws, all metallic parts are made of class DIN 1.4301 stainless steel. The operation conditions are met by conventional, chemically non aggressive environment, in which neither attendance nor maintenance is required by the transducers.

### Basic technical parameters

Measurement error	viz. tabulky
Ambient temperature	-30 až 80°C
Relative humidity	< 80%
Degree of protection	IP65*
Max. wire diameter	2,5 mm <sup>2</sup>
Terminal board	COB 5/2
Recommendet diametr of connecting cable	4 až 8 mm
KTY81-210	xx KC
KTY81-121	xx KD

\* Interior sensors - IP30

### Technical description, execution

- P10xx, SBxx - sensor for temperature measuring in interior applications  
 P11xx, PL11xx - sensor are designed for temperature measuring of outdoor air. They are provided with a plastics console for attaching to a wall;
- P12xx-L1 - sensor execution for mounting into air conditioning ducts
- P13xx-L2 - the sensors are designed for measuring operations in pipelines. As an accessory, a part of the transducer is a stainless steel well fitted with a thread G 1/2: of length L2 mm, which was tested for pressure of 4,0 MPa.
- P14xx, P15xx - surface contact transducers
- SK2xx-2SS-x, SK2xx-2PS-x - sensors 6x60mm, stainless steel, x= length of the cable, Silicon cable - SS, PVC cable - PS

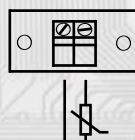
### Method of ordering

State the quantity of pieces and the sensors type in your order.

Příklad objednávky: 5 ks snímače P13xx-100

Sensor type \_\_\_\_\_  
 Length thermowell \_\_\_\_\_

### wiring

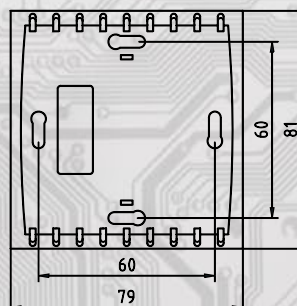
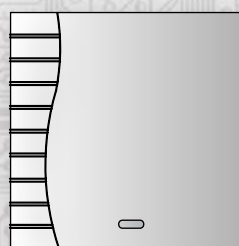


### Standard length L1 & L2

L1 (mm)	L2 (mm)
120	100
180	160
240	220
300	280
360	340
420	400

### Dimensions and accessories

SBxx

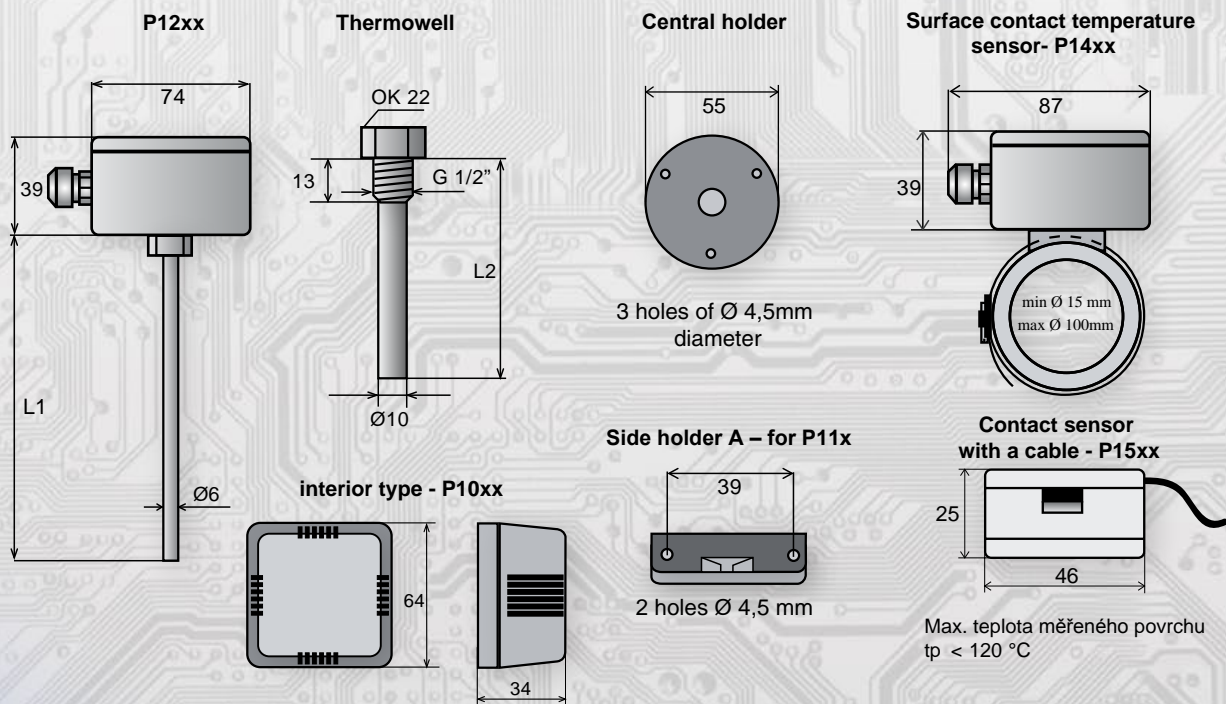


**KTY81-121**

°C	RESISTANCE (Ω)			TEMP. ERROR (K)
	MIN.	TYP.	MAX.	
-30	603	617	632	±2.55
-20	662	677	691	±2.35
-10	726	740	754	±2.14
0	794	807	820	±1.91
10	865	877	889	±1.67
20	941	951	962	±1.41
25	980	990	1000	±1.27
30	1018	1029	1041	±1.39
40	1097	1111	1125	±1.64
50	1180	1196	1213	±1.91
60	1266	1286	1305	±2.19
70	1355	1378	1402	±2.49
80	1447	1475	1502	±2.8
90	1543	1575	1607	±3.12
100	1642	1679	1716	±3.46
110	1745	1786	1828	±3.83
120	1849	1896	1943	±4.33
125	1900	1950	2000	±4.66
130	1950	2003	2056	±5.07
140	2044	2103	2162	±6.28
150	2124	2189	2254	±8.55

**KTY81-210**

°C	RESISTANCE (Ω)			TEMP. ERROR (K)
	MIN.	TYP.	MAX.	
-30	1218	1247	1277	±2.55
-20	1338	1367	1396	±2.35
-10	1467	1495	1523	±2.14
0	1603	1630	1656	±1.91
10	1748	1772	1797	±1.67
20	1901	1922	1944	±1.41
25	1980	2000	2020	±1.27
30	2057	2080	2102	±1.39
40	2217	2245	2272	±1.64
50	2383	2417	2451	±1.91
60	2557	2597	2637	±2.19
70	2737	2785	2832	±2.49
80	2924	2980	3035	±2.8
90	3118	3182	3246	±3.12
100	3318	3392	3466	±3.46
110	3523	3607	3691	±3.93
120	3722	3817	3912	±4.7
125	3815	3915	4016	±5.26
130	3901	4008	4114	±6
140	4049	4166	4283	±8.45
150	4153	4280	4407	±14.63


**Remark:**

- 1) Subject of an order, also non/standard transducer lengths or other well thread types may be delivered, such as M20x1,5.
- 2) Subject to customer wish, detailed temperature characteristics in the form of an equation or a table of values are supplied by the manufacturer.